


Flamingo Crescent

Resource Manual



Brought to you by the students of
WPI Cape Town Project Centre

Introduction

This resource binder is a document of various resources in the Lansdowne area. It contains many different types of information including how to register for grants, identification books, resources for building a crèche and a “how to” guide for building park and garden elements. It was produced for the informal settlement of Flamingo Crescent to help them during their upgrading process when the students from WPI have left. It may, however, be applicable to other informal settlements going through an upgrading project. The crèche resources are specific to the area but the information for grants, IDs, parks and gardens can be applied to the majority of informal settlements in the Cape Town area.

Table of Contents

Introduction	2
Government Grant Qualifications	6
Care Dependency Grant (PDF)	6
Child Support Grant	6
Disability Grant (PDF).....	6
Foster Child Grant (PDF)	7
Grants-in-aid	7
Grants for Elderly Persons (PDF)	7
Social Relief of Distress	7
War Veteran's Grant.....	8
Identification Books.....	9
First Time Applicants	9
Re-issuing an ID book.....	9
Contact Information	10
Flamingo Crescent Reblocking Plans	11
Flamingo Crescent Currently.....	11
Description	11
Color codes on Map:	11
Considerations to Take into the Future:	11
Flamingo Crescent after Reblocking.....	13
Description	13
Spaces Available	13
Recommendations.....	13
Savings Map	15
Description	15
Recommendations.....	15
Crèche Information	17
The Share Mission Foundation of South Africa	17
CECD	18
Background:	18
Focus	18

Track Record.....	18
Contact Information	18
Social Context According to Eric Atmore	19
Resources	19
Track Record.....	20
Donors.....	20
ELRU.....	21
Background	21
Contact Information	21
Resources	21
Materials	22
Other	23
EL Child.....	24
Background:	24
Focus	24
Track Record.....	24
Contact Information	24
Resources	25
Lansdowne Library.....	26
Contact Information:	26
Resources:	26
The Share Mission Foundation of South Africa	27
Background - Focus.....	27
Contact Information	27
Resources	27
Touching the Earth Lightly	28
Background	28
Focus	28
Contact.....	28
Resources	28
Parks	29
Park Contact	29

Playground Structure Prototypes	30
Gardens.....	35
Community Garden Models.....	35

Government Grant Qualifications

This section is provided for you to see if you qualify for a government grant and how to apply if you do qualify.

- Contact Information:
 - Website: <http://www.sassa.gov.za>
 - Grant Enquiries
 - Sassa Toll free: 0800 60 10 11 or CPS 0800 60 01 60
 - Email: GrantEnquiries@sassa.gov.za
- Regional:
 - Golden Acre
Adderley Street
Cape Town
8001
- Private Bag X9189
 - Cape Town
8000
 - Tel: 021 469 0200
 - Fax: 021 469 0260
 - GrantsEnquiriesWC@sassa.gov.za

Care Dependency Grant (PDF)

- ☐ South African citizen, permanent resident or refugee
- ☐ Resident in South Africa
- ☐ Child must be under the age of 18 years
- ☐ Submission a medical / assessment report confirming permanent, severe disability
- ☐ Applicant and spouse must meet the requirements of the means test (except for foster parents)
- ☐ The care-dependent child/children must not be permanently cared for in a State Institution.

Note: The income of foster parents will not be taken into consideration.

Child Support Grant

- ☐ The primary care giver must be a South African citizen, permanent resident or refugee
- ☐ Both the applicant and the child must reside in South Africa
- ☐ Primary care giver of the child/ children concerned
- ☐ The child/children must be born after 31 December 1993
- ☐ The applicant and spouse must meet the requirements of the means test
- ☐ Child can not apply for more than six non biological children
- ☐ Child cannot be cared for in state institution
- ☐ Child aged between 1 and 18 years must attend school

Disability Grant (PDF)

- ☐ Must be a South African citizen, permanent resident or refugee
- ☐ Must be resident in South Africa
- ☐ Must be 18 to 59 years of age

- ☐ Must submit a medical / assessment report confirming disability
- ☐ Medical assessment must not be older than 3 months at date of application
- ☐ Spouse must meet the requirements of the means test
- ☐ Must not be maintained or cared for in a State Institution
- ☐ Must not be in receipt of another social grant in respect of him or herself

Foster Child Grant (PDF)

- ☐ Applicant and child must be resident in South Africa
- ☐ Court order indicating foster care status
- ☐ Foster parent must be a South African citizen, permanent resident or refugee
- ☐ Child must remain in the care of the foster parent(s)

Grants-in-aid

- ☐ Applicant must be in receipt of a grant for Older Persons
- ☐ Disability grant or a War Veteran's grant, and require full- time attendance by another person
- ☐ Owing to his/her physical or mental disabilities
- ☐ Must not be cared for in an institution that receives subsidy from the State for the care/housing of such beneficiary

Grants for Elderly Persons (PDF)

- ☐ South African citizen, permanent resident or refugee
- ☐ Resident in South Africa
- ☐ Must be 60 years
- ☐ Spouse must comply with the means test
- ☐ Must not be maintained or cared for in a State Institution
- ☐ Must not be in receipt of another social grant for him or herself
- ☐ Must submit a 13 digit bar coded identity document

Social Relief of Distress

Social relief of distress is a temporary provision of assistance intended for persons in such dire material need that they are unable to meet their or their families' most basic needs.

Social Relief of Distress is paid to South African citizens or permanent residents, who have insufficient means and meet one or more of the following criteria:

- ☐ Applicant is awaiting payment of an approved social grant
- ☐ Applicant has been found medically unfit to undertake remunerative work for a period of less than 6 months
- ☐ No maintenance is received from parent, child or spouse obliged in law to pay maintenance, and proof is furnished that efforts made to obtain maintenance have been unsuccessful
- ☐ The bread winner is deceased and application is made within three months of the date of death
- ☐ The bread winner of that person's family has been admitted to an institution funded by the state (prison, psychiatric hospital, state home for older persons, treatment centre for substance abuse or child and youth care centre)

- ☐ The applicant has been affected by a disaster as defines in the Disaster Management Act or the Fund Raising Act, 1978
- ☐ The person is not receiving assistance from any other organization or
- ☐ Refusal of the application for social relief of distress will cause undue hardships.

War Veteran's Grant

- ☐ South African citizen / permanent resident
- ☐ Resident in South Africa
- ☐ Must be 60 years and over or must be disabled
- ☐ Must have fought in the Second World War or the Korean War
- ☐ Spouse must meet the requirements of the means test;
- ☐ Must not be maintained or cared for in a State Institution
- ☐ Must not be in receipt of another social grant in respect of himself or herself

Identification Books

This section is to show you how to apply for an identification book for the first time or how to re-apply if yours has been lost or stolen.

First Time Applicants

First time applicants must submit the following documentation to their nearest Department of Home Affairs office or South African mission or consulate abroad:

- Form BI-9, completed in black ink
- A certified copy of your Birth certificate or reference book or a copy of the old Transkei, Bophutatswana, Venda or Ciskei homelands identity or travel documents
- Two identical, colour photographs

Your fingerprints will be taken by a Home Affairs official and imprinted on Form DHA-9.

If you are a naturalised citizen or a permanent residence permit holder you must attach the following to your application form:

- Your naturalisation certificate and a copy, which will be certified by Home Affairs
- Your permanent residency certificate and a copy, which will be certified by Home Affairs
- Your exemption certificate and a copy, which will be certified by Home Affairs
- Form BI-1620, which must be completed at a Home Affairs office

If the permanent residence permit or exemption certificate cannot be furnished, Form BI-829 must be completed for the issuing of a duplicate thereof. If the naturalization certificate cannot be furnished, you must apply for a duplicate prior to submitting the ID book application.

Please visit your nearest Home Affairs office to obtain original application forms & necessary information.

Re-issuing an ID book

You can apply to have your ID book re-issued:

- If you are married and want to assume the surname of your spouse. You must submit a copy of your marriage certificate, a completed application Form BI-9 and pay the required fee.
- If you are a woman and want to apply for a new ID in the name of any of your previous surnames, then documentary proof showing you are entitled to use that surname must be provided (i.e. a birth certificate, a marriage certificate, etc.) along with a completed Form BI-9. You will also be required to pay a fee for the re-issue.
- If your ID book has been lost, stolen or damaged

You can apply for a replacement by:

- Completing Form BI-9 as well if you have not previously submitted your fingerprints

- Attaching additional documents as required (e.g. a marriage certificate if you are married)
- Paying the required fee for the re-issue

In the event you lose, damage or have your ID book stolen, you may request a Temporary Identification Certificate (TIC). This can be done at any office of the Department of Home Affairs and is subject to the verification of your fingerprints.

Please visit your nearest Home Affairs office to obtain original application forms & necessary information.

Contact Information

- Website: <http://www.dha.gov.za>
 - Contact Number Home Affairs: 0214881408
1. CDRMC (Wilfred Johannes-Solomons)
 2. PDMC (Mr. Lesley Jacobs) – He has indicated that he forwarded the request to the provincial manager for CDWs (Mr. Heinrich Magerman)
 3. Partnership Building Department of Social Development – They provided contact details for Home Affairs –
- I have forwarded your request to (nomakhaya.mbuli@dha.gov.za) at Home Affairs.**
4. The DSD Local Office is Athlone based at the Old SPES Bona Hostel – 0218347000) – The local office manager is Ms. Mandisa Nogoduka

Flamingo Crescent Reblocking Plans

Flamingo Crescent Currently

Last Updated: 12/12/2013

Description

This is the current map of the settlement. It shows the existing structures at the moment. This will be helpful at the moment of construction and deciding the order of it.

Color codes on Map:

Green – Represents new structures built. Metal reblocked structures.

Red – Represents structures that have been removed

Considerations to Take into the Future:

- F12 and F20 will need to be moved in the future. They are not located in their final position. Therefore, it is something that needs consideration when doing the construction steps.
- F 43A and F41 are where built with previous reblocking layout. Therefore, when reblocking is done their location needs to be revisited to ensure they are on the location indicated by the final layout.



Flamingo Crescent after Reblocking

Last Updated: 12/12/2013

Description

This layout shows the latest version of the final layout. Through this map it can be seen the way in which Flamingo Crescent should look after the reblocking process is completed. Besides the organized structures, through this map there are two main free spaces.

Spaces Available

The one in the middle will be dedicated to the possible crèche and multipurpose centre. The second area will be used to build a playground for all the children in the community, as well as it will serve for the outside space of the crèche.

Recommendations

On the top of the map where a group of trees can be seen, there is a free space. This could be dedicated to the different initiatives. One of our recommendations is that it could serve as a gardening space. Also it is highly not recommended to create a space for children to play, since it is very close to the road.

FLAMINGO Crescent

ERF 62308

ERF 61580

1. The figure above represents
 24 = 2400 Sq. Yds.
2. Estimated system load
3. H400s are 14' across.
4. H400s are accurate to 4" - 12"
5. H400s relate to bank and level
6. Estimated 20-yr. control pit
7. @ Junction Road outside cover
8. CL Junction Cover Level.
9. 3. Junction Down Level.

TOLL FREE	(800) 699-9400
FAX	(875) 699-3842
E-MAIL	sales@mcgraw-hill.com

ISSN :	0044-0496
URL :	http://www.elsevier.com/locate/jmb
ISSN (Print) :	0044-0496
ISSN (Online) :	1096-0265

Savings Map

Last Updated: 12/12/2013

Description

The purpose of this map is to create a visual representation for all community members to see. It includes the latest map of Flamingo after reblocking, as well as it shows the savings that each structure has made. The idea behind this map is to ensure that the residents of Flamingo agree with the location of the structure as well as the amount of money they have saved so far.

Recommendations

It is highly recommended that this map is printed out, and put in a place for community members to see. Community leaders should encourage all residents to look at the map and sign their names to prevent future problems during construction.



Crèche Information

This section is to aid the process of building and registering a crèche. There is a list of different resources that can help with many different things from construction to facilitation.

Resource Reference Table

This reference table is a quick look at the information below. It was made for your convenience so you can find your information in the easiest way possible.

	CEDC	ELRU	EL Child	Lansdowne Library	The Share Mission Foundation of South Africa	Touching the Earth Lightly
Teacher Training Programs	X	X	X			
School Books		X		X		
Children's Books		X		X		
Teacher Idea Books		X		X		
Field Trip Learning Excursions		X				
Donations/Equipment Provision	X			X	X	
Funding Prospects/Opportunities	X		X			X
Construction	X				X	X
Organisational Support	X		X	X		
Parent Empowerment Sessions	X		X			
Life Skills Workshop			X			
Special Needs Programs			X			
AIDS/HIV Training	X	X			X	
Artistic Therapy			X			

CECD

Background:

CECD is a non-profit organization providing training, resources, and support to institutions focused on early childhood development. While they are based in Cape Town, South Africa, their services and programs are offered across the country. The CECD has the largest budget of any equivalent centre in South Africa, but it does not have a budget of its own. It sustains itself through consultancy work, publications and research, and supports its programs through reallocated sponsored donations, grants, foundations, trusts, government departments, and corporate investments. A few students from WPI recently contacted them and they have committed to help Flamingo develop a crèche.

Focus

- Works across all 9 provinces in South Africa
 - Focuses on urban environments
- 95% of their work focuses on crèches in the bottom 50%, in the worst environments that don't currently meet the minimum requirements.
- Build, upgrade, and provide resources to crèches
 - Their main focus is in building crèches to fill a need or upgrading under-privileged crèches to the point where they can receive state stipend.
- Work with communities, organizations, individuals and parents

Track Record

- Built from scratch; approximately 30 structures
- Upgraded 1,163 crèches
- Assisted 3,224 crèches in registering to gain state subsidy
- Trained over 5,000 ECD practitioners
- And much more! Visit www.ceed.org.za

Contact Information

- Address:
 - Physical Address: 20 Rosmean Avenue, Claremont 7708
 - Postal Address: P.O. Box 2363, Clareinch 7740
- Tel: 021 683 2420
- Email:
 - Contact Person: Eric Atmore ceed@iafrica.com
 - Personal Tel: (082-568-0200)
- NPO # 006-173 NPO <http://www.npo.gov.za/PublicNpo/Npo/DetailsPublicDocs/6173>
- For more information, visit www.ceed.org.za

Social Context According to Eric Atmore

Life Expectancy:

- In South Africa the average life expectancy is 56. Considering the proportional pyramid of ages, the smallest percentile is of the elderly. Thus, South Africa's economic concern is in providing funds for Early Childhood Development.



Standards of Crèches:

- The same pyramid can be applied to the crèches across South Africa.
 - About 5% of crèches are of the top caliber of organizations, with world class facilities more than capable of accommodating the student base, playground, kitchen, and WaSH facilities, access to top technologies, highly trained teachers, and all the funding necessary to continue functioning.
 - The next 20% are good with well trained teachers, reasonable facilities and educational materials. They don't have solid funding, and their facilities may not be in the best condition, but they are functional.
 - The next 30-40% of crèches are OK. They meet the minimum standards required by law for crèche facilities and have a teacher with minimal training.
 - The majority of crèches lie in the bottom 40-50%. These crèches are often in informal settlements or rural environments with little access to educational resources, the poorest of facilities, and lack a qualified teacher and curriculum. At best these crèches are "glorified babysitting."
- At present, there are about 24,000 of these poor facilities in the bottom 50% that support 1.5 million children.

Causes for poor support:

- Government support is biased in urban environments because it is easier to provide resources to dense populations.
- The Gini index is the statistical distribution of wealth where 0 is perfect equality and 100 is perfect inequality. The South African coefficient is 63.1- significantly skewed towards inequality.

Resources

1. Accredited teacher provider
2. Provide, Build, Upgrade Crèches

3. Administrative Support
 - Help Register Crèche with Municipal State
 - Help upgrade to meet minimum standards for state support
 - Help to get state funding
4. Programs
 - Infrastructure Upgrades
 - Equipment provision and training
 - Skills enrichment workshops
 - Family outreach work
 - Parent education workshops
 - Governing body training
 - ECD centre support
 - Organisational support
 - HIV/AIDS training
 - Literacy and numeracy workshops and resource distribution
5. Other Services
 - Research and Advice in the Field of Early Childhood Development
 - Advocacy and Lobbying
 - Staff Development and Training
 - Strategic Planning
 - Evaluation
 - Curriculum Development
 - Conferences
 - Campaigns
 - Knowledge sharing through our ECD Helpline

Track Record

- Built from Scratch approximately 30 structures
- Upgraded 1,163 crèches
- Assisted 3,224 crèches in registering to gain state subsidy
- Trained over 5,000 ECD practitioners
- And much more! Visit www.cecd.org.za

Donors

- Local Corporate Funders
 - Rotary Clubs
- Churches
- Local Organizations
- Global Organizations/ Individuals
 - Ex. Wallacedene Crèche
- “People love concrete things.” From Eric Atmore’s experience, many corporate organizations prefer to see the physical development and educational link in addition to simply a good cause.

- CECD is good at getting donors because...
 - They are addressing a meaningful need
 - They have a strong track record

ELRU

Background

ELRU is a non-profit development and research organisation whose mission is to be a respected advocate and capacity building partner in ensuring the right to development for all young children especially the vulnerable. It is a national organisation working across all provinces in under-resourced urban and rural areas to increase access to and improve quality in Early Childhood Development (ECD) services and programming. ELRU is a helpful resource for crèches. Their outlook focuses on learning through play and understanding how children develop and learn. They also value language so the books they sell are multilingual and they make their books easy to understand so that teachers can learn alongside children as they teach. The resources they have available include training programs for crèche teachers, materials for teachers such as posters, ideas books, children's books, school books, and HIV/AIDS training.

Contact Information

- Address
 - 19 Flamingo Crescent Lansdowne Cape Town South Africa 7780
P.O. Box 36353 Glosderry 7702
- Phone/Fax
 - Tel: +27 (0)21 762 7500
 - Fax: +27 (0)21 762 7528
- Email:
 - General Enquiries: Tamarind Segers, info@elru.co.za
 - Research: Linda Biersteker, research@elru.co.za
 - Training: Ursula Segers, ursula@elru.co.za or Beryl Hermanus antibias@elru.co.za
 - Publications and Sales: Jade Wasserman, jade@elru.co.za
- NPO # (unregistered) <http://www.npo.gov.za/PublicNpo/Npo/DetailsPublicDocs/15248884>
- For more information, visit <http://elru.co.za/>

Resources

Training Programs

- Level 4 ECD Basic Skills Training
 - This is a free course for adults with no previous experience or knowledge in teaching. It teaches the basics on Early Childhood Development and aims to prepare the enrolled for working in crèches.
 - The training course lasts 4 months and the enrolled go in to the ELRU center just down the road from Flamingo Crescent 3 days a week. Breakfast and lunch is provided.

- Sometimes communities choose to send two groups of teachers in on alternating days so that everyone can take the course and the crèche can be run at the same time (one group would stay back and care for the kids while the other group went to training, then the next day, the groups would switch and so on).
- Level 5 College Course
 - This is an 18 month course offered at ELRU through False Bay College to receive certification. To enroll in this course, a person is required to have completed up to Grade 12 and must work or be a volunteer at a crèche. This course is offered at all campuses (Muzenberg, College of Cape Town, etc.). A stipend of about 1500 Rand per month for travelling expenses is available.
 - To enroll, fill out the provided form, and then ELRU will organize an orientation for you to attend before classes start.
- Process:
 - To get enrolled in either of the training programs, fill out the provided form (more can be found at the ELRU building) and hand in the completed form to ELRU (must provide an ID number and cell phone number).

Materials

ELRU sells materials for crèches, both for teachers and for children

- Books – all books ELRU sells are multilingual so students can learn in different languages.
 - Idea books for teachers
 - Have ideas for stimulating learning in children through activities like gardening, crafting and other learning excursions like stimulation through beach trips or trips to mountainous areas
 - ELRU's books are made and written to be easily understood so that teachers can learn from them as well with the children.
 - School Books
 - ELRU sells a Math, a Science and a Language series for ages 5 to 9 years old (grade pre-school through grade three)
 - Children's books
- Posters – ELRU also sells inspiring posters that visualize important lessons for children

- Celebrate our Differences Poster has pictures of children of all ages, race and gender symbolizing uniqueness but also equality and oneness

Other

- ELRU also offers HIV/AIDS Training
 - There are home-based research groups of trainers located in Langrug and Northwest area
- The women we met with also explained that if Flamingo did start up a crèche, ELRU would most likely be willing to donate some of the above materials like books to Flamingo's Crèche
- ELRU also puts on book drives where local communities can donate to crèches

EL Child

Background:

Excellent Life Child (E L Child) is a Non-Profit Organization based in Cape Town. They are based at a local Primary School called Belthorne. E L Child promotes a Holistic lifestyle in the community, and works with children to develop their sense of purpose and importance in life. They also partner with the Virtues Character Building Project, Umfesane (Poverty Alleviation Programme), Novalis Ubuntu, Edith Stephens Nature Reserve, Lansdowne Library, Lansdowne Policing Forum, Belthorn Primary School and orphanages in the area.

E L Child started pavement school on Thursdays for the children of Flamingo, but people were having trouble bringing the children to the Civic Centre. The project they are currently working on in Flamingo is called OPERATION LOVE.

Focus

- Vocational work and Counseling
- Teacher Employment and Education
- Focus in wholesome learning
- Holistic and Inclusive ECD education
 - Character building
 - Parenting Empowerment Workshop
 - Perceptual Play
 - Artistic Therapy
 - Pet therapy
 - Life skills workshop
 - Working with special needs

Track Record

Location is at Belthorne Primary School. There are currently two areas of land available to build a crèche. Buildings are going to be eco-friendly, and will be built by a Swiss architect who recently visited the school.

Three years ago E L Child was contacted by Social Development Department to get involved in crèche plans for Flamingo, but they report that the funding fell through suddenly and that there has been no further contact.

Contact Information

- Address:
 - Physical Address: 21 Kinders Road, Hampton Est, 7780, Western Cape
 - Postal Address: 21 Kinders Road, Belthorn, 7780, Western Cape
- Phone Number: (021) 696-1290
- Email:
 - Contact Person: Fiona Franks tsionafranks@yahoo.com
- NPO # 096-751 <http://www.npo.gov.za/PublicNpo/Npo/DetailsPublicDocs/96751>

Resources

- A plot of land is available at Belthorn Primary for a facility expansion to support the children of Flamingo Crescent
 - Eco-friendly building plans are in place with a Swiss architect
 - Funding through the Social Development Department fell through three years ago and is in an indeterminate state.
- Proximity to Flamingo Crescent
 - 23 minute walk/ 3 minute drive

▼ Suggested routes

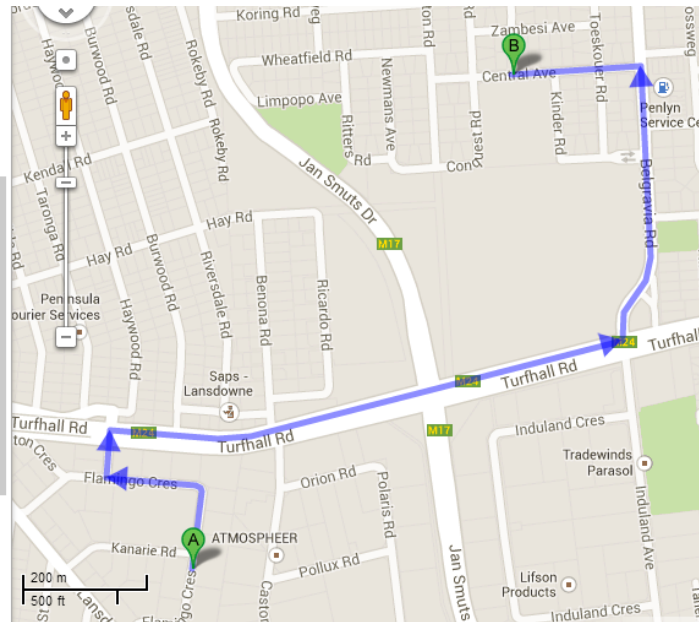
Route	Distance	Time
Flamingo Cres and Turfhall Rd	1,9 km	23 mins
Turfhall Rd	2,1 km	27 mins
Blomvlei Rd	2,3 km	29 mins

Walking directions to Central Ave 3D ▶

A Flamingo Cres

1. Head north on Flamingo Cres toward Kanarie Rd 290 m
2. Turn right to stay on Flamingo Cres 78 m
3. Turn right onto Turfhall Rd 850 m
4. Turn left onto Belgravia Rd 450 m
5. Turn left onto Central Ave 210 m

B Central Ave



Lansdowne Library

Contact Information:

- Person: Mrs. Rowayda Ahmed - Children's Librarian
- Phone Number 021- 762- 4671
- E-mail: Lansdowne.library@capetown.gov.za

Resources:

- If a crèche is built for flamingo children
 - Donation of books
 - Allow books to be borrowed
 - The librarians have volunteered their time to hold events at the crèche like they do now in the library. Events such as: story time, snack time, games, crafts and various types of classes.

The Share Mission Foundation of South Africa

Background - Focus

- Mission Health: Spread Awareness about HIV/AIDS education and prevention

Contact Information

- Contact Person
 - Chairman/ Missionary : Dr. Peter Han
 - Cell: 082-685-6202
- Address:
 - Physical Address: 67 8th Avenue, Rondebosch East, Cape Town, Western Cape, 8000
 - Postal Address: 67 8th Avenue, Rondebosch East, Cape Town, Western Cape, 8000
- Telephone: (021) 697- 0020
- Email:
 - ytn.capetown@gmail.com
- NPO # 122-273 <http://www.npo.gov.za/PublicNpo/NpoStoredFile/DocumentView/16954389>

Resources

Heath Programs

- Alternative therapy medicine
- Acupuncture medicine
- Chiropractic medicine
- Ear reflexology treatment
- Oriental medical treatment

Additional Support

- Church
- Crèches
- Salvation and mission (for South Africans)
- Built in house for homeless people

For Donations

- Account Name: The Share Mission Foundation of South Africa
- Registration Number: 122-273 NPO
- Account Number: 92-8616-7184
- Absa Bank Code- 632005
- Absa Swift Code- ABSA ZA JJ

Touching the Earth Lightly

Background

Touching the Earth Lightly is a “call to action” focused on smart design that builds a relationship between people and conservation. They have a working relationship with CORC.

Focus

- Their objectives focus on building communities in conjunction with structures, employing women, simplifying construction methods, and use of natural materials. In order to achieve these goals:
 - Pair skilled workers with unskilled community members to train and develop skills
 - Creating jobs with low technology and eco-friendly principles
- In informal settlement design, their three main focuses are seasonal flood prevention, fire safety, and food security. They build raised structures with innovative fire panels and food walls to address these concerns.
 - Green design creates food security in addition to job opportunities

Contact

- Steven Bryce Lamb: owner and founder of TTEL
- Phone Number: (021) 788 4183
- Email: stephenlamb@touchingtheearthlightly.com
- Postal Address: P.O. Box 107, Kalk Bay 7990, Cape Town
- Visit <http://www.touchingtheearthlightly.com/> for more information

Resources

- Organize design and construction of green structures
- Help organize funding

Parks

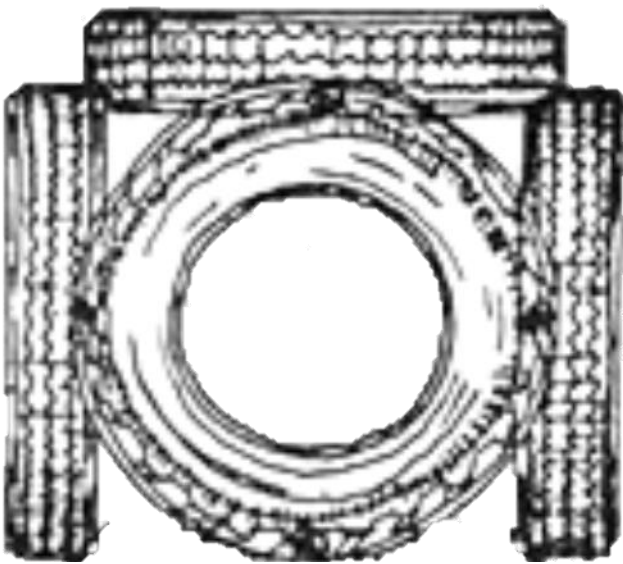
This is the list of the park elements that were built in Flamingo as well as materials and instructions.

Park Contact


- City of Cape Town Parks Department
- Contact Information:
 - Person: Mr. Phenyo Pati
 - Phone Number 073 - 096 - 3857
 - E-mail: phenyo.pati@capetown.gov.za
- He has visited Flamingo and has committed to working with the community
- Resources:
 - Park design after reblocking
 - Park play elements
 - Landscaping tools
 - Soil
 - Trees and plants

Playground Structure Prototypes

- Tire Cube
 - Tools
 - Drill
 - Wrench
 - Materials
 - 5 Tires
 - 4 Similar Sized
 - 1 Slightly Bigger
 - 8 – Standard Bolts
 - 8 - Hex Head Nuts
 - 16 - Large Washers
 - Notes
 - Tires connected using tyre-to-tyre 90-degree bolt connection.
 - Drain holes in sidewalls (inside of cube) in each tire.
 - Single cube item is loose and free to move around.
 - Any size tires can be used but the larger the tire the heavier the cube.



- Tire Roller
 - Tools
 - Drill
 - Wrench
 - Materials
 - 4 – Standard Tires
 - 12 – Standard Bolts
 - 12 – Nuts
 - 24 – Washers
 - Notes
 - Bolt at four places around the tire. It can be used by children to “walk” on as it rolls on the ground.



- Tire Seat – Makes 2
 - Tools
 - Drill
 - Screwdriver
 - Sand Paper
 - Hacksaw
 - Materials
 - 1 Tire
 - 8 Wood Planks
 - 4 for the seat
 - 4 for stability
 - Length is the Width of the tire
 - 16 Screws
 - Notes
 - Cut tire in half
 - Screw in support beams on either side
 - Screw seat on the top
 - Sand the wood



Picture from:
<http://www.crookedbrains.net/2012/09/creative-ways-to-reuse-old-tires.html>

- Drums – Makes 2

- Tools


- Drill
 - Wrench
 - Hacksaw

- Materials

- 2 – Bucket Surfaces
 - 14 – Wood Planks
 - 8 for legs all the same size
 - 6 for brace beams all the same size
 - 12 – Bolts
 - 12 – Nuts
 - 24 – Washers
 - 4 – Screws

- Notes

- Cut all the wood to the desired length first and mark holes to drill
 - Drill all holes
 - Assemble first then tighten all the bolts



- Bench
 - Tools
 - Drill
 - Screwdriver
 - Hacksaw
 - Materials
 - Wood
 - Screws
 - Sand Paper



Gardens

This is a list of garden planters that were built in Flamingo as well as the materials used and the instructions.

Community Garden Models

- Planter Box
 - Tools
 - Drill
 - Screwdriver
 - Hacksaw
 - Materials
 - Wood
 - Screws



- Vertical Pallet Garden

- Tools

- Staple Gun
 - Scissors or Knife

- Materials

- Burlap or other Fabric
 - Soil
 - Plant Seeds

- Steps

- Pry off alternating boards if needed.
 - Staple burlap to inside of pallet, covering all gaps.
 - Cut holes in the front and top burlap and plant seeds in the holes.



Picture from:

[http://palletfurnitureplans.com/
garden/vertical-gardening-out-
of-recycle-pallets/](http://palletfurnitureplans.com/garden/vertical-gardening-out-of-recycle-pallets/)

- Simple Tire Planter

- Tools

- Staple Gun

- Materials

- Tire
 - Mesh or Fabric

- Steps

- Attach mesh or fabric to bottom inside of tire using staple gun.



Picture from:

<http://www.crookedbrains.net/2012/09/creative-ways-to-reuse-old-tires.html>

- Fancy Tire Planter
 - Tools
 - Knife
 - Materials
 - One tire
 - Steps





Pictures from:

<http://www.pinkhsc.com/2012/07/tire-planter.html>



Thanks for working with us!